

Scaled data based on original data using  
LM-79-08 Approved Method: Electrical and Photometric Measurements of Solid-  
State Lighting Products

Test Report Prepared for  
Cooper Lighting Solutions  
(formerly Eaton)

Brand: INVUE

Report Number: P676406

Luminaire Tested: **CCW-SA-2E-730-U-T3-HSS**

Issue Date: 04/25/2023



**Test Information**

Test Method: LM-79-08  
Report Number: P676406  
Test Lab: INNOVATION CENTER(G1)  
Issue Date: 04/25/2023  
Manufacturer: COOPER LIGHTING SOLUTIONS (FORMERLY EATON)  
Product Line: INVUE  
Catalog Number: CCW-SA-2E-730-U-T3-HSS  
Description: INVUE CLEAR CURVE Wall Pack MOUNT Light Square Luminaire @1050mA w/  
T3 distribution lens and House Side Shield  
Light Source: (32) 3000K CCT, 70 CRI LEDs  
Ballast/Driver: ELECTRONIC DRIVER

**Summary**

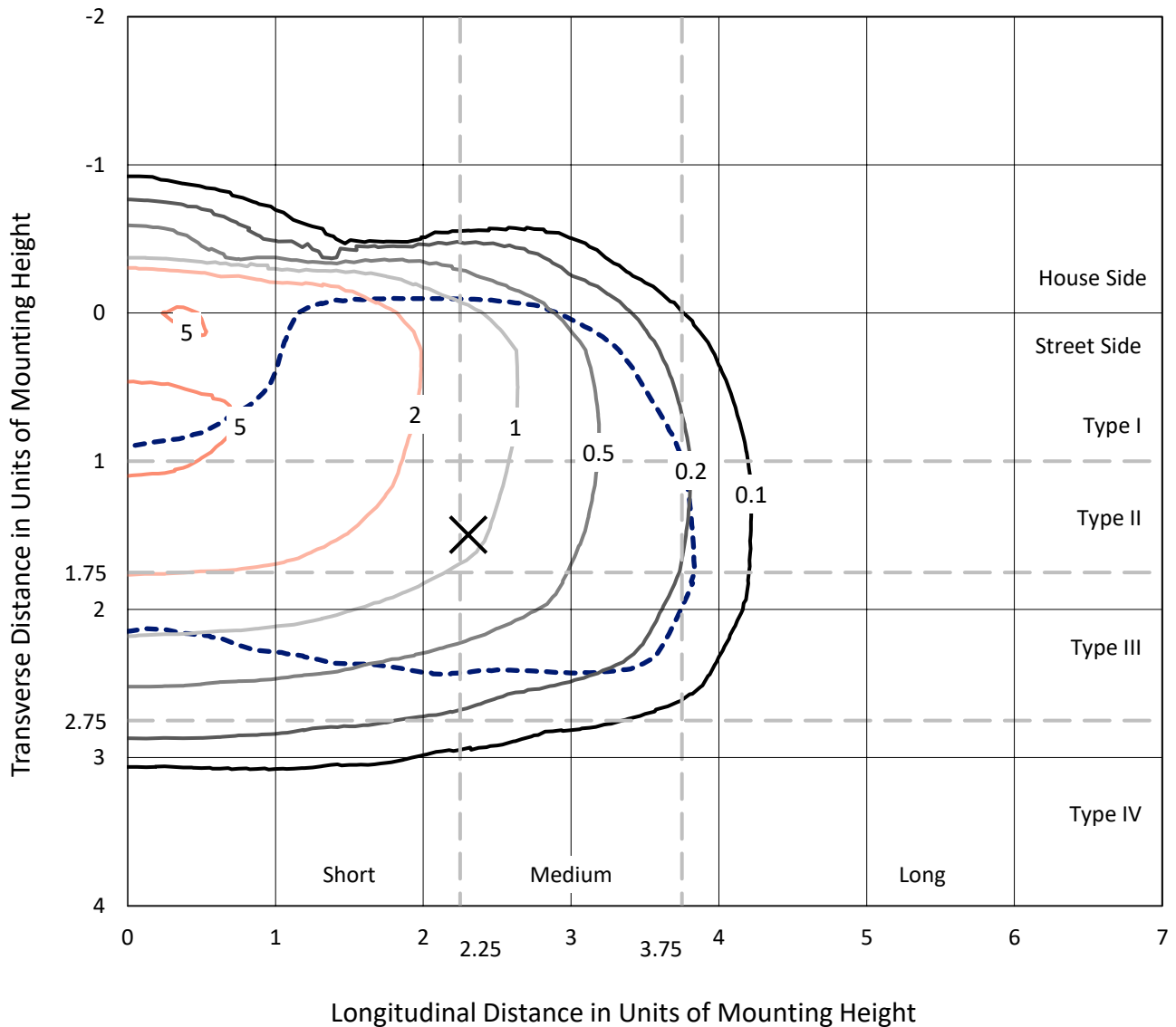
Lumens per Lamp: N/A  
Luminaire Lumens: 8969.6 lumens  
Efficiency: N/A  
Efficacy: 84.1 lumens/watt  
Luminous Opening: Rectangular (W 1' x L: 1' x H: 0')  
IES Classification: Type III - Medium  
BUG Rating: B1 - U0 - G2

Input Watts (W): 106.6  
Input Voltage (V): 120  
Input Current (Ain): NR  
Voltage Rise (V): NR  
Power Factor: NR  
Total Harmonic Distortion (THDi): NR  
Frequency (hertz): 60  
Stabilization Time: NR  
Operation Time: NR  
Ambient Temperature (°C): NR  
Test Distance: 25 FT

REPORT NUMBER: P676406  
 CATALOG NUMBER: CCW-SA-2E-730-U-T3-HSS

### Iso-Footcandle Lines of Horizontal Illumination

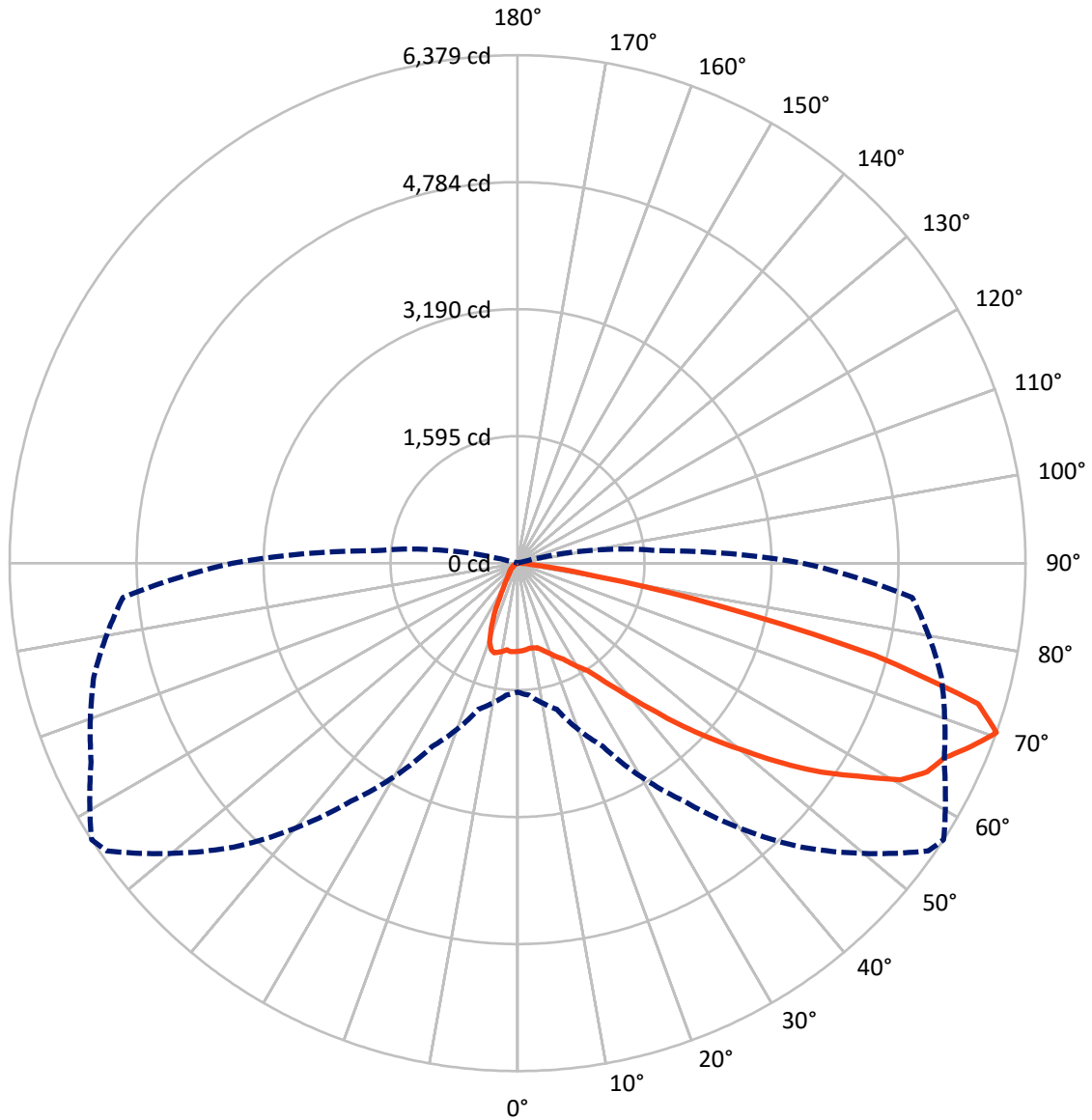
× Max cd  
 - - - 1/2 Max cd



Based on 15 foot mounting height. Maximum calculated value = 6.3 fc  
 Type III - Medium - N/A

REPORT NUMBER: P676406  
CATALOG NUMBER: CCW-SA-2E-730-U-T3-HSS

### Luminous Intensity Polar Plot



— Vertical Plane Through 57-Deg Lateral    - - - Horizontal Cone Through 70-Deg Vertical

REPORT NUMBER: P676406

CATALOG NUMBER: CCW-SA-2E-730-U-T3-HSS

**FLUX DISTRIBUTION:**

		Downward	Upward	Total
<b>House Side</b>	Lumens	1057.3	0.0	1057.3
	% Fixture	11.8	0.0	11.8
<b>Street Side</b>	Lumens	7912.3	0.0	7912.3
	% Fixture	88.2	0.0	88.2
<b>Total</b>	Lumens	8969.6	0.0	8969.6
	% Fixture	100.0	0.0	100.0

**Coefficient of Utilization**

**ZONAL LUMENS:**

Zone	Lumens	% Fixture
0°-10°	103.5	1.2
10°-20°	289.2	3.2
20°-30°	487.1	5.4
30°-40°	833.6	9.3
40°-50°	1399.7	15.6
50°-60°	2148.6	24.0
60°-70°	2480.6	27.7
70°-80°	1171.8	13.1
80°-90°	55.6	0.6
90°-100°	0.0	0.0
100°-110°	0.0	0.0
110°-120°	0.0	0.0
120°-130°	0.0	0.0
130°-140°	0.0	0.0
140°-150°	0.0	0.0
150°-160°	0.0	0.0
160°-170°	0.0	0.0
170°-180°	0.0	0.0
0°-90°	8969.6	100.0
0°-180°	8969.6	100.0

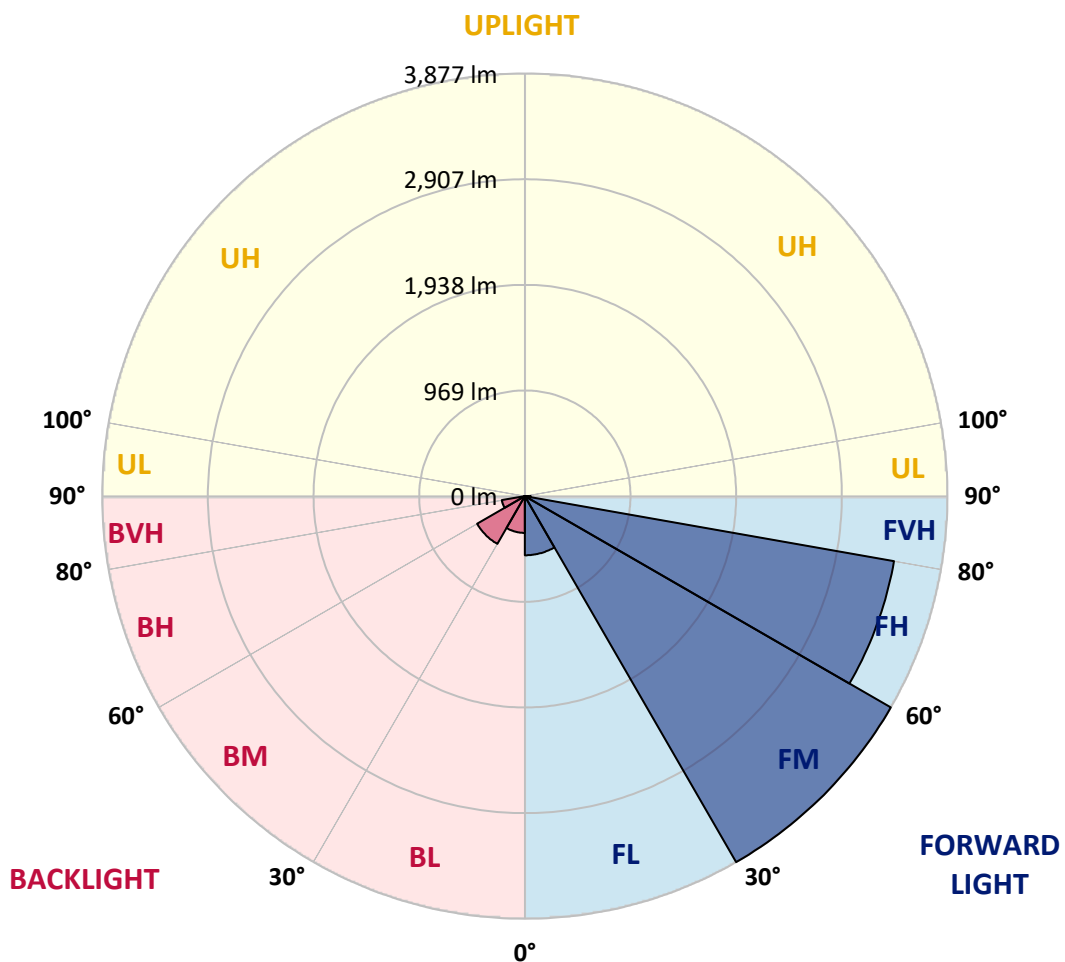


REPORT NUMBER: P676406  
 CATALOG NUMBER: CCW-SA-2E-730-U-T3-HSS

**LUMINAIRE CLASSIFICATION SYSTEM LUMEN TABLE AND BUG RATING:**

Zone	Lumens	% Fixture	Zone Rating/Lumen Limit		
			B	U	G
FL (0°-30°)	542.6	6.0			
FM (30°-60°)	3876.5	43.2			
FH (60°-80°)	3438.6	38.3			G2/5000
FVH (80°-90°)	54.6	0.6			G1/100
BL (0°-30°)	337.1	3.8	B1/500		
BM (30°-60°)	505.4	5.6	B1/1000		
BH (60°-80°)	213.8	2.4	B1/500		G1/500
BVH (80°-90°)	1.0	0.0			G0/10
UL (90°-100°)	0.0	0.0		U0/0	
UH (100°-180°)	0.0	0.0		U0/0	

**BUG Rating: B1-U0-G2**  
 Type III Medium





REPORT NUMBER: P676406

CATALOG NUMBER: CCW-SA-2E-730-U-T3-HSS

**CANDELA DISTRIBUTION (FULL):**

	0°	5°	15°	25°	35°	45°	55°	57°	65°	75°	85°
0°	1106.7	1106.7	1106.7	1106.7	1106.7	1106.7	1106.7	1106.7	1106.7	1106.7	1106.7
2.5°	1090.7	1083.8	1090.7	1099.9	1090.7	1097.6	1095.3	1102.2	1093.0	1093.0	1099.9
5°	1019.7	1031.1	1035.7	1047.2	1058.6	1079.2	1093.0	1093.0	1106.7	1113.6	1122.8
7.5°	994.5	976.1	994.5	1003.6	1015.1	1049.4	1070.1	1079.2	1097.6	1122.8	1136.5
10°	957.8	971.5	971.5	1001.3	1017.4	1038.0	1074.7	1081.5	1122.8	1148.0	1161.7
12.5°	955.5	955.5	967.0	987.6	1019.7	1058.6	1104.4	1090.7	1134.2	1180.1	1203.0
15°	962.4	978.4	978.4	1005.9	1031.1	1086.1	1125.1	1127.4	1189.2	1235.1	1255.7
17.5°	992.2	985.3	994.5	1010.5	1049.4	1102.2	1166.3	1173.2	1244.2	1306.1	1335.9
20°	1054.0	1065.5	1051.7	1042.6	1058.6	1127.4	1209.8	1223.6	1303.8	1363.4	1393.2
22.5°	1285.5	1276.3	1221.3	1157.1	1129.6	1161.7	1251.1	1283.2	1377.1	1448.1	1473.4
25°	1546.7	1530.6	1466.5	1370.2	1244.2	1230.5	1333.6	1333.6	1468.8	1546.7	1539.8
27.5°	1794.1	1789.6	1713.9	1613.1	1434.4	1335.9	1400.0	1425.2	1571.9	1636.0	1606.3
30°	2046.2	2050.8	1982.0	1860.6	1672.7	1505.4	1494.0	1514.6	1649.8	1750.6	1688.7
32.5°	2339.5	2298.2	2250.1	2082.9	1911.0	1723.1	1615.4	1606.3	1736.9	1828.5	1746.0
35°	2600.7	2575.5	2522.8	2371.6	2174.5	1950.0	1798.7	1775.8	1846.8	1968.3	1878.9
37.5°	2829.8	2804.6	2735.9	2635.1	2481.6	2231.8	2018.7	1984.3	2014.1	2142.4	2034.7
40°	3026.9	3033.8	3015.4	2916.9	2774.9	2548.0	2302.8	2247.8	2222.6	2337.2	2215.8
42.5°	3169.0	3235.4	3240.0	3118.6	3004.0	2880.3	2605.3	2561.8	2502.2	2598.4	2513.6
45°	3466.8	3430.2	3453.1	3409.6	3283.5	3265.2	2953.6	2928.4	2845.9	2878.0	2788.6
47.5°	3700.6	3693.7	3737.2	3666.2	3631.8	3634.1	3350.0	3306.5	3189.6	3249.2	3148.3
50°	3835.8	3799.1	3957.2	4012.2	4005.3	4032.8	3751.0	3714.3	3602.0	3689.1	3473.7
52.5°	3867.8	3934.3	4083.2	4282.6	4367.4	4424.6	4188.6	4174.9	4053.4	4108.4	3810.6
55°	3948.0	4012.2	4099.3	4426.9	4740.9	4754.6	4619.4	4633.2	4525.5	4511.7	4131.3
57.5°	3945.7	3932.0	4172.6	4553.0	4988.3	5185.4	5112.1	5045.6	4928.7	4793.6	4337.6
60°	3801.4	3794.5	4044.3	4569.0	5123.5	5574.9	5604.7	5526.8	5233.5	5034.1	4580.5
62.5°	3515.0	3542.5	3794.5	4431.5	5251.8	5714.7	5824.7	5772.0	5407.6	5194.5	4866.9
65°	3187.3	3130.0	3423.3	4087.8	4963.1	5673.4	5911.7	5893.4	5613.9	5368.7	5130.4
67.5°	2557.2	2582.4	2806.9	3517.3	4470.5	5522.2	6115.7	6143.2	5778.8	5522.2	5210.6
70°	1620.0	1665.8	1899.5	2541.1	3650.2	5045.6	6299.0	6379.2	5909.5	5508.5	4976.9
72.5°	472.0	490.4	808.9	1267.1	2325.7	4046.6	6005.7	6046.9	5655.1	4999.8	3849.5
75°	155.8	165.0	238.3	412.4	912.0	2092.0	4436.1	4630.9	4500.3	3625.0	2202.0
77.5°	103.1	107.7	130.6	197.1	346.0	655.3	2378.4	2587.0	2536.6	1697.9	710.3
80°	75.6	77.9	96.2	132.9	210.8	236.0	877.6	1015.1	980.7	389.5	142.1
82.5°	48.1	48.1	71.0	93.9	132.9	116.9	254.3	281.8	275.0	148.9	55.0
85°	32.1	34.4	52.7	73.3	73.3	55.0	73.3	84.8	91.7	80.2	25.2
87.5°	9.2	11.5	29.8	50.4	29.8	27.5	25.2	27.5	32.1	43.5	13.7
90°	0.0	0.0	0.0	0.0	0.0	0.0	0.0	0.0	0.0	0.0	0.0



REPORT NUMBER: P676406  
 CATALOG NUMBER: CCW-SA-2E-730-U-T3-HSS

**CANDELA DISTRIBUTION (continued):**

	90°	95°	105°	115°	125°	135°	145°	155°	165°	175°	180°
0°	1106.7	1106.7	1106.7	1106.7	1106.7	1106.7	1106.7	1106.7	1106.7	1106.7	1106.7
2.5°	1106.7	1115.9	1113.6	1118.2	1111.3	1104.4	1111.3	1111.3	1111.3	1104.4	1099.9
5°	1115.9	1111.3	1115.9	1106.7	1115.9	1106.7	1102.2	1088.4	1086.1	1086.1	1095.3
7.5°	1129.6	1134.2	1113.6	1113.6	1093.0	1097.6	1086.1	1088.4	1083.8	1076.9	1072.4
10°	1150.3	1168.6	1148.0	1141.1	1118.2	1099.9	1072.4	1058.6	1058.6	1049.4	1058.6
12.5°	1207.6	1200.7	1189.2	1166.3	1138.8	1102.2	1035.7	969.3	914.3	873.0	893.6
15°	1253.4	1251.1	1235.1	1191.5	1154.9	1042.6	875.3	703.5	611.8	570.6	563.7
17.5°	1324.4	1317.5	1290.0	1232.8	1111.3	863.8	600.3	456.0	366.6	346.0	339.1
20°	1390.9	1388.6	1329.0	1255.7	1001.3	630.1	391.8	300.2	275.0	277.3	272.7
22.5°	1461.9	1450.4	1379.4	1228.2	797.4	419.3	279.5	268.1	258.9	256.6	261.2
25°	1542.1	1500.9	1429.8	1166.3	586.6	288.7	263.5	254.3	245.2	242.9	242.9
27.5°	1574.2	1546.7	1452.7	1017.4	371.2	252.1	247.5	236.0	224.6	217.7	215.4
30°	1647.5	1601.7	1475.6	799.7	263.5	231.4	224.6	210.8	194.8	183.3	183.3
32.5°	1720.8	1665.8	1477.9	559.1	220.0	208.5	197.1	178.7	158.1	146.6	148.9
35°	1812.5	1736.9	1452.7	362.0	197.1	183.3	160.4	139.8	121.4	112.3	112.3
37.5°	1968.3	1897.3	1349.6	238.3	178.7	155.8	132.9	110.0	93.9	87.1	87.1
40°	2165.3	2073.7	1207.6	187.9	158.1	132.9	105.4	84.8	75.6	68.7	68.7
42.5°	2401.4	2286.8	996.7	167.3	139.8	110.0	82.5	66.4	57.3	57.3	55.0
45°	2637.4	2449.5	781.4	153.5	123.7	91.7	64.2	52.7	48.1	45.8	45.8
47.5°	2974.2	2646.5	559.1	139.8	107.7	71.0	52.7	43.5	39.0	36.7	39.0
50°	3297.3	2832.1	396.4	126.0	89.4	57.3	43.5	39.0	34.4	32.1	32.1
52.5°	3581.4	2960.5	277.3	110.0	75.6	48.1	39.0	34.4	32.1	29.8	29.8
55°	3737.2	2916.9	190.2	93.9	61.9	41.2	34.4	29.8	27.5	25.2	25.2
57.5°	3897.6	2795.5	144.4	77.9	50.4	39.0	32.1	27.5	25.2	22.9	22.9
60°	4032.8	2706.1	112.3	61.9	41.2	32.1	27.5	22.9	20.6	18.3	16.0
62.5°	4039.7	2527.4	82.5	45.8	32.1	27.5	22.9	18.3	11.5	9.2	6.9
65°	4067.2	2339.5	59.6	34.4	22.9	20.6	16.0	9.2	4.6	0.0	0.0
67.5°	3971.0	2117.2	48.1	25.2	16.0	11.5	6.9	2.3	0.0	0.0	0.0
70°	3579.1	1787.3	36.7	18.3	11.5	6.9	2.3	0.0	0.0	0.0	0.0
72.5°	2561.8	1161.7	25.2	13.7	4.6	2.3	0.0	0.0	0.0	0.0	0.0
75°	1365.7	494.9	18.3	9.2	2.3	0.0	0.0	0.0	0.0	0.0	0.0
77.5°	428.5	126.0	11.5	4.6	2.3	0.0	0.0	0.0	0.0	0.0	0.0
80°	93.9	34.4	6.9	2.3	0.0	0.0	0.0	0.0	0.0	0.0	0.0
82.5°	32.1	13.7	4.6	0.0	0.0	0.0	0.0	0.0	0.0	0.0	0.0
85°	11.5	4.6	2.3	0.0	0.0	0.0	0.0	0.0	0.0	0.0	0.0
87.5°	4.6	2.3	2.3	0.0	0.0	0.0	0.0	0.0	0.0	0.0	0.0
90°	0.0	0.0	0.0	0.0	0.0	0.0	0.0	0.0	0.0	0.0	0.0

(END OF REPORT)